Frattini®

RUBINETTI DAL 1958

ISTRUZIONI DI INSTALLAZIONE INCASSO DOCCIA MECCANICO 98013

THERMOSTATIC BUILT-IN SHOWER MIXERS INSTALLATION INSTRUCTIONS 98013

INSTRUCTIONS DE MONTAGE MITIGEURS DE DOUCHE A ENCASTRER THERMOSTATIQUE 98013

INSTRUCCIONES DE MONTAJE MEZCLADOR TERMOSTATICO A ENCAJE PARA DUCHA 98013

INSTALLATIONSANWEISUNGEN DER UP-UNIVERSAL THERMOSTAT-MISCHER 98013

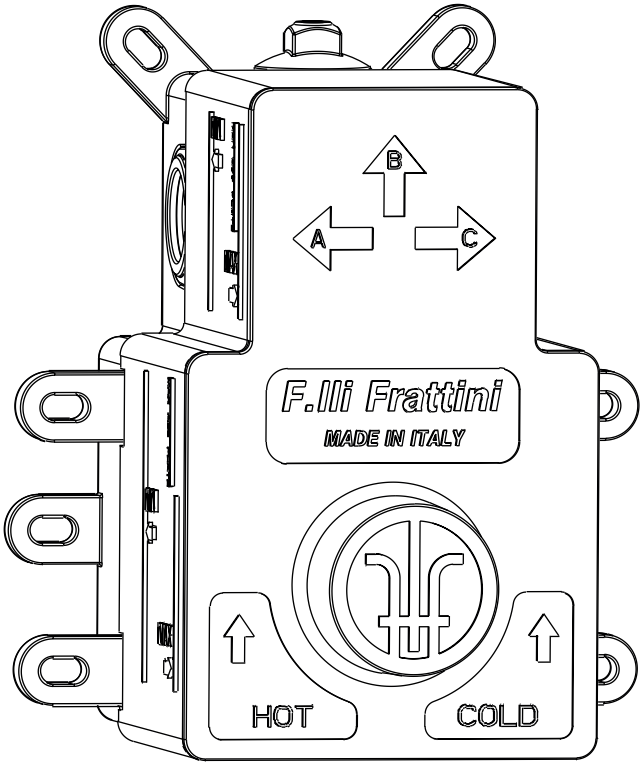

INDICE
Index
Sommaire
Indice
Inhaltsverzeichnis

SPECIFICHE TECNICHE DI FUNZIONAMENTO — pag.1
Technical specifications
Donnes techniques de fonctionnement
Especificationes tecnicas de funcionamento
Technische daten

ATTENZIONE! SPURGARE LE TUBAZIONI — pag.2
Pipes cleaning
Purge de la tuyauterie
Limpieza tuberias
Rohre Säuberung

DIMENSIONALE — pag.3
Dimensional drawing
Dessin des encombrements
Diseño dimensional
Masszeichnung

UNIVERSAL BOX MECCANICO — pag.4
Universal Box Mechanic
Universal Box Mécanique
Universal Box Mecánico
Universal Box Mechanic

SCHEMA TECNICO DI ENTRATE E USCITE PROVA-IMPIANTO — pag.5
Inlet-outlet technical scheme – Leakproofness test
Schéma technique entrés, sorties – Test d'étanchéité
Esquema tecnico de la entrada y de la salida – Test hermeticidad de la instalacion
Auslauf und Zulauf technisches Zeichnung – Dichtigkeit Prüfung

INSTALLAZIONE — pag.6-9
Installation
Installation
Montaje
Einbau

MANUTENZIONE - SOSTITUZIONE CARTUCCIA DEVIAZIONE — pag.10
Cartridges maintenance and replacement
Entretien et remplacement des cartouches
Mantenimiento - sustitucion cartucha
Wartung - Kartusche ersetzung

RACCOMANDAZIONE PER LA PULIZIA DEI PRODOTTI — pag.11
Cleaning
Nettoyage
Limpieza
Reinigung

DATI DI PORTATA — pag.12
Flow rate
Debit de l'eau
Datos de portada
Durchflussmenge Daten

ATTENZIONE / ATTENTION
- **Conservare con cura. Da consegnare all'utilizzatore finale**
- **Keep with care. To be given to the end user**
- **Conserver soigneusement. A donner a l'utilisateur final**
- **Halten mit sorgfalt. Werden an den endverbraucher gegeben**
- **Conservar con diligencia. Entregar a l'utilizador final**

SPECIFICHE TECNICHE DI FUNZIONAMENTO

Technical specifications
Donnes techniques de fonctionnement
Especificationes tecnicas de funcionamento
Technische Daten

IT Dati tecnici:

Pressione idraulica minima: **0,5 bar**
Pressione idraulica massima: **10 bar**
Pressione raccomandata: **da 1 a 5 bar**
Pressione di prova: **16 bar**

Temperatura ingresso acqua calda: **80 °C**

Temperatura consigliata (risparmio energetico): **60 °C**

Per garantire il funzionamento ottimale del monocomando è importante che le pressioni di servizio (acqua calda e acqua fredda) siano il più possibile bilanciate.

Se la pressione è superiore a 5 bar è consigliabile installare un riduttore di pressione.

L'utilizzo di questi miscelatori con accumulatori di acqua calda a bassa pressione è una soluzione non ottimale.

FR Donnés Techniques:

Pression hydrostatique de l'eau minimum: **0,5 bar**
Pression hydrostatique de l'eau maximum: **10 bar**
Pression recommandée: **de 1 à 5 bar**
Pression d'essai: **16 bar**

Température d'entrée de l'eau chaude: **80°C**

Température recommandée (économie de l'énergie): **60°C**

Pour un fonctionnement optimale il est très important équilibrer les pressions d'exercice de l'eau chaude et l'eau froide (parmi eux).

Quand la pression est supérieure à 5 bar on recommande l'installation d'un détendeur de pression.
L'utilisation de ces mitigeurs n'est pas recommandée avec les accumulateurs d'eau chaude à baisse pression.

DE Technische Daten:

Hydraulischer Betriebsdruck min.: **0,5 Bar**
Hydraulischer Betriebsdruck max.: **10 Bar**
Empfohlener Betriebsdruck: **von 1 bis 5 Bar**
Prüfdruck: **16 Bar**

Heißwassertemperatur Zulauf: **80°C**

Empfohlene Temperatur (Energie Sparung): **60°C**

Wichtig für eine Optimale Betrieb der Mischer ist die Balance zwischen Heiß und Kaltwasser Druck.

Bei einer Druck über 5 Bar, ein Druckminderer wird empfohlen.

Die Verwendung diese Mischer mit Untertischspeichers ist nicht empfehlenswert.

EN Technical specifications:

Minimum hydraulic pressure: **0,5 bar**
Maximum hydraulic pressure: **10 bar**
Recommended working pressure: **from 1 to 5 bar**
Tested pressure: **16 bar**

Temperature of inlet hot water: **80°C**

Suggested temperature (Energy saving): **60°C**

It is very important that hot and cold water temperature will be balanced as much as possible to grant the optimum performance of the single-lever mixer.

If pressure is higher than 5 bar it is advisable to install a water pressure reducer. The employ of these mixers with low pressure hot water accumulators is not suitable.

SP Datos tecnicos:

Presión hidráulica minima: **0,5 bar**
Presión hidráulica máxima: **10 bar**
Presión aconsejable: **de 1 a 5 bar**
Presión de análisis: **16 bar**

Temperatura de entrada de agua caliente: **80°C**

Temperatura aconsejable (economizador de energia): **60°C**

Para garantizar el òptimo funcionamiento del monocomando es importante que las presiones (agua caliente y agua frìa) sean balanceadas lo màs posible.

Si la presiòn es superior a 5 bar es aconsejable instalar un reductor de presiòn.
El utilizo de estos mezcladores con acumuladores de agua caliente a baja presiòn no es una soluciòn aconsejable.

Frattini
RUBINETTI DAL 1958

ATTENZIONE

Spurgare le tubazioni prima di collegare il rubinetto all'impianto, per garantire un buon funzionamento

Clean carefully the pipes before connecting the tap to the system to ensure a good operation

Purger les tuyauteries avant de brancher le robinet à l'installation, pour garantir un bon fonctionnement

Limpiar la tuberìas antes de conectar el grifo en el sistema, para asegurar un buen funcionamiento

Vor der Installation der Armatur sind alle Rohrleitungen gut durchzuspulen, um eine gute Funktion zu gewahrleisten

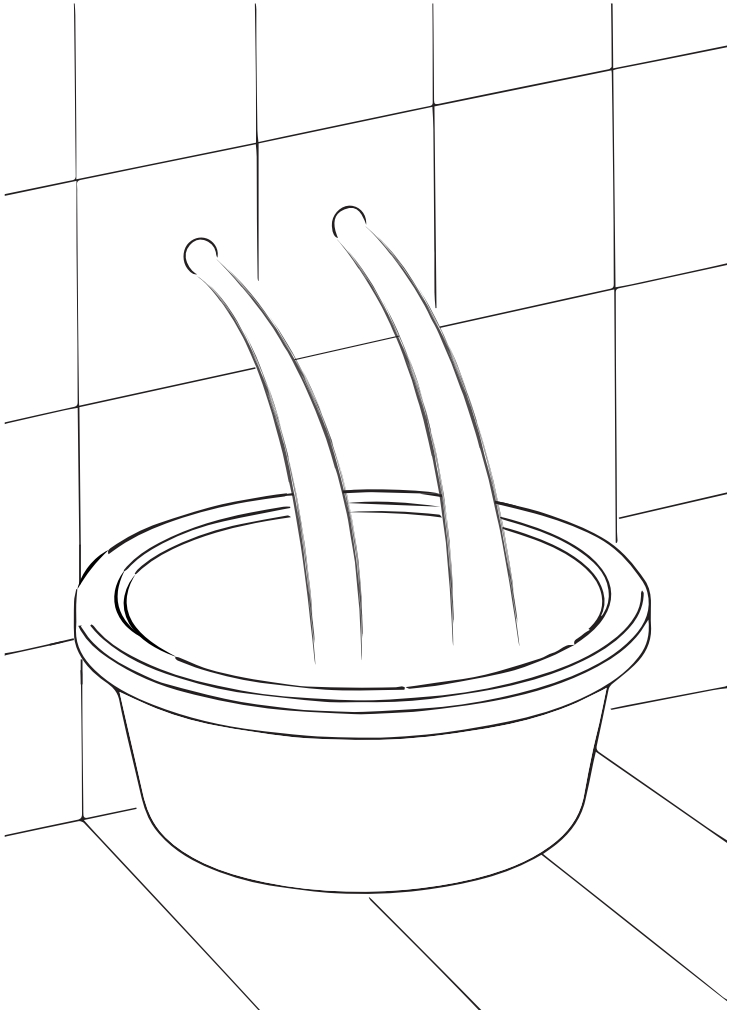

DIMENSIONALE

Dimensional drawing

Dessin des encombrements

Diseño dimensional

Masszeichnung

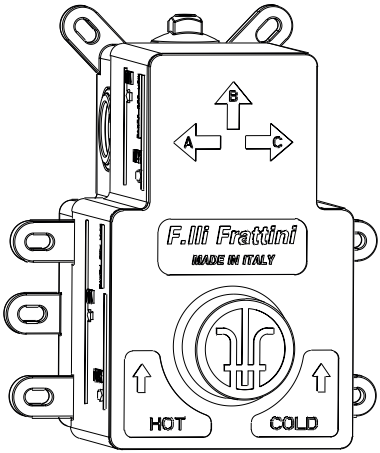

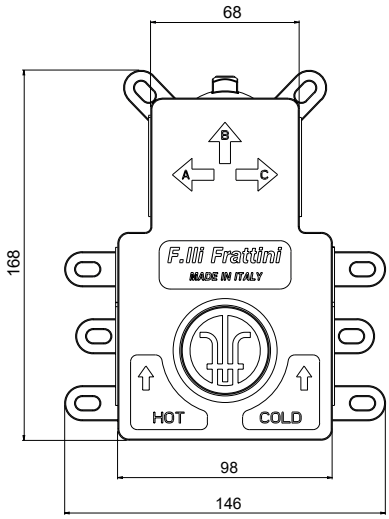

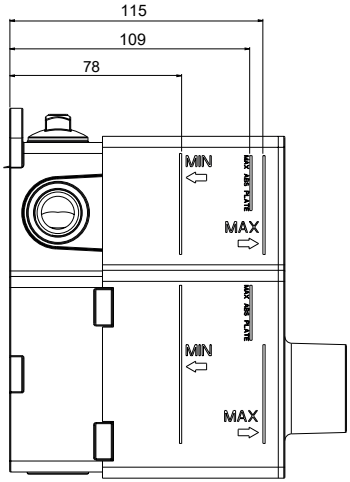

Frattini
RUBINETTI DAL 1958

UNIVERSAL BOX MECCANICO

Universal Box Mechanic
Universal Box Mécanique
Universal Box Mecánico
Universal Box Mechanic

83523V2
83523V3

53523V2
53523V3



35523V2
35523V3

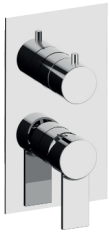

55523V2
55523V3

58513V2
58513V3

12513V2
12513V3

12523V2
12523V3

64513V2
64513V3



73513V2
73513V3

72513V2
72513V3

25523V2
25523V3

SCHEMA TECNICO DI ENTRATE E USCITE - PROVA IMPIANTO

Inlet-outlet technical scheme – Leakproofness test
Schéma technique entrés, sorties – Test d'étanchéité
Esquema tecnico de la entrada y de la salida – Test hermeticidad de la instalacion
Auslauf und Zulauf technisches Zeichnung – Druckprobe

CONFIGURAZIONE 2 VIE CON DEVIATORE - 2 WAY - 2 VOIES - 2 VIAS - 2 WEGE

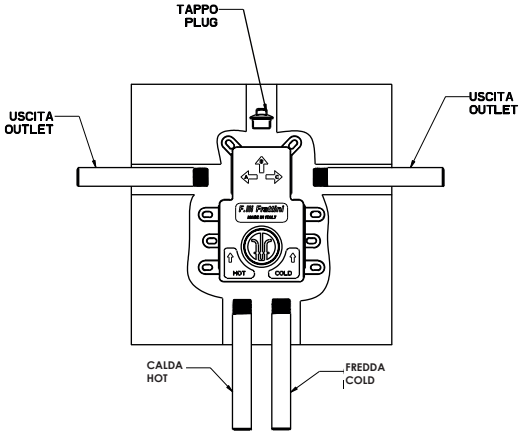

CONFIGURAZIONE 3 VIE CON DEVIATORE - 3 WAY - 3 VOIES - 3 VIAS - 3 WEGE

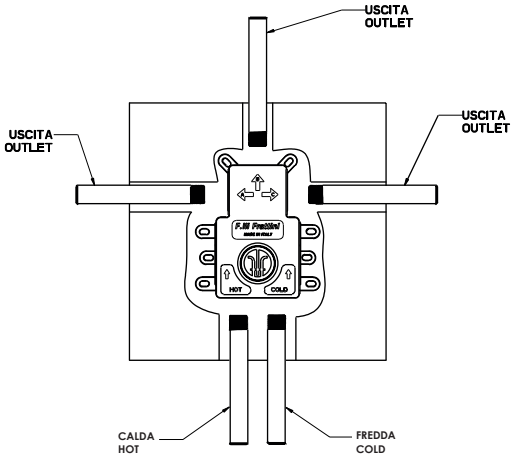

Frattini
RUBINETTI DAL 1958

INSTALLAZIONE

Installation
Installation
Montaje
Einbau

1

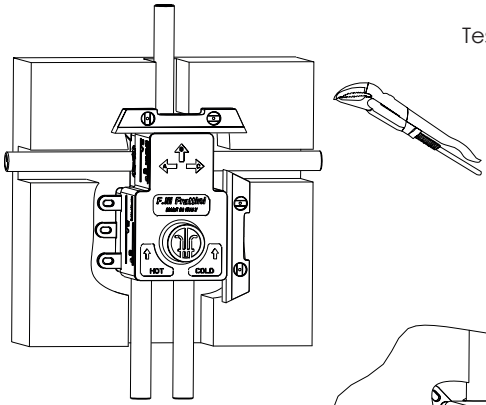

2

Test impianto - Leaking test - Test etancheitè - Prueba de la instalation - Druckprobe

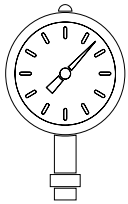

3

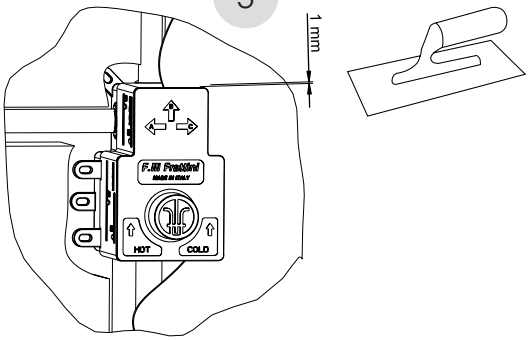

4

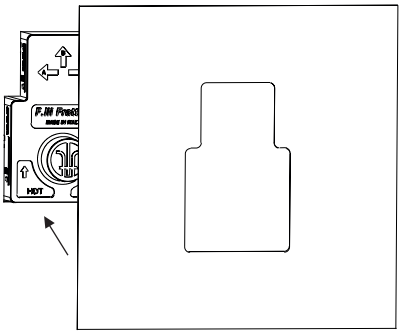

Guarnizione isolante - Insulating gasket - Manchette d'isolation - Guarnicion aislante - Dichtmanschette

5

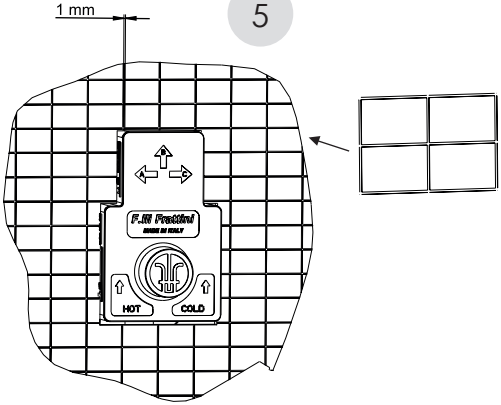

INSTALLAZIONE
Installation
Installation
Montaje
Einbau

6

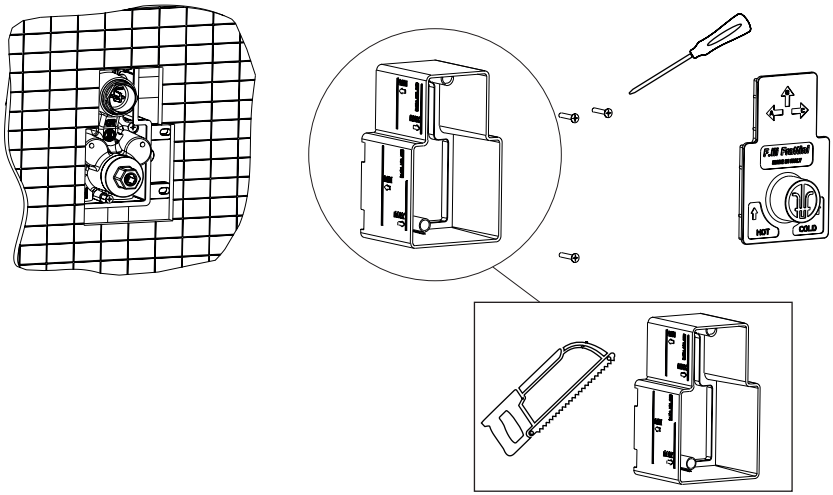

7

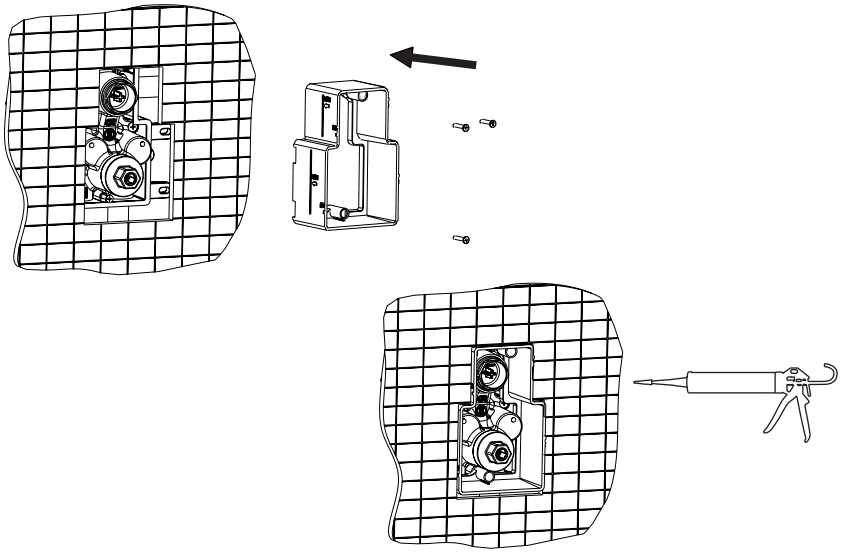

8

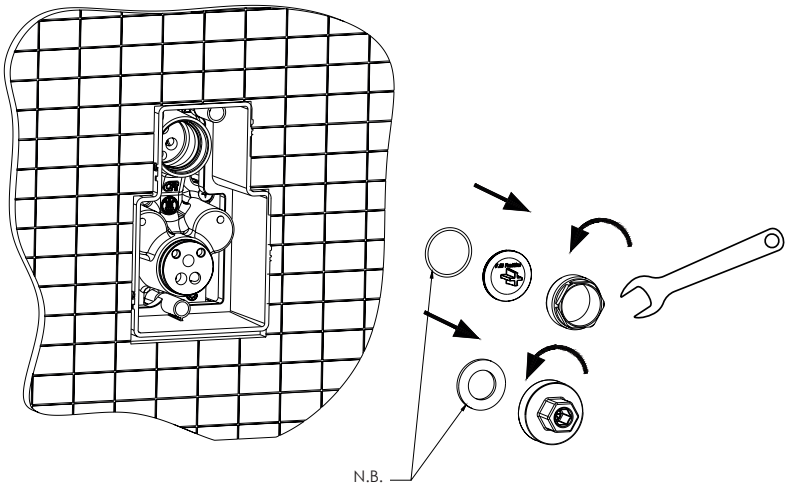

N.B.
Assicurarsi di togliere
le guarnizioni dal corpo

Remove the seals from
the built-in mixer body

9

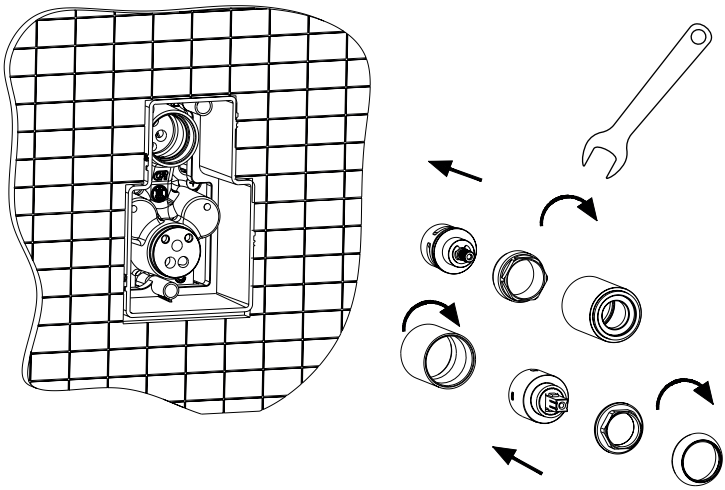

INSTALLAZIONE
Installation
Installation
Montaje
Einbau

10

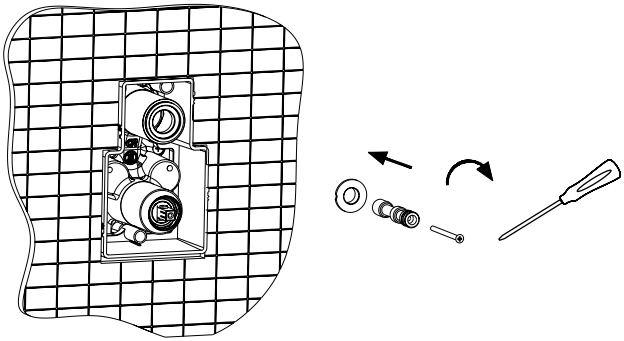

11

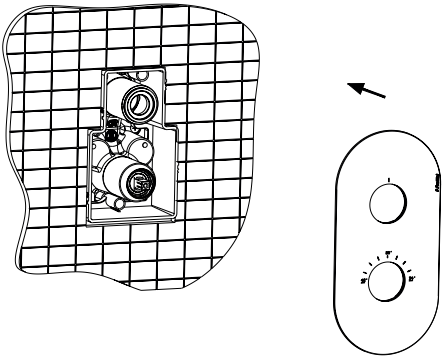

12

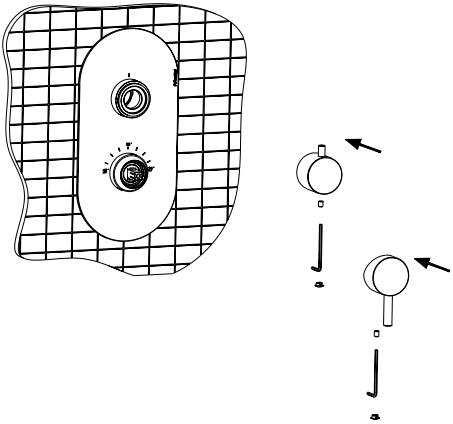

13 **INSTALLAZIONE FINALE**
Final installation

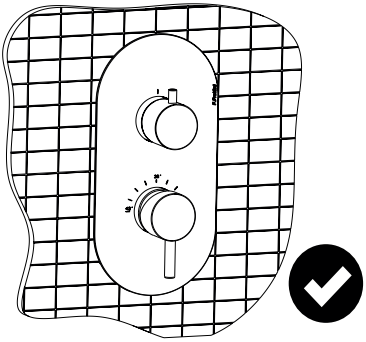

Frattini
RUBINETTI DAL 1958

MANUTENZIONE - SOSTITUZIONE CARTUCCIA DEVIAZIONE

Cartridges maintenance and replacement
Entretien et remplacement des cartouches
Mantenimiento - sustitucion cartucha
Wartung - Kartusche ersetzung

1

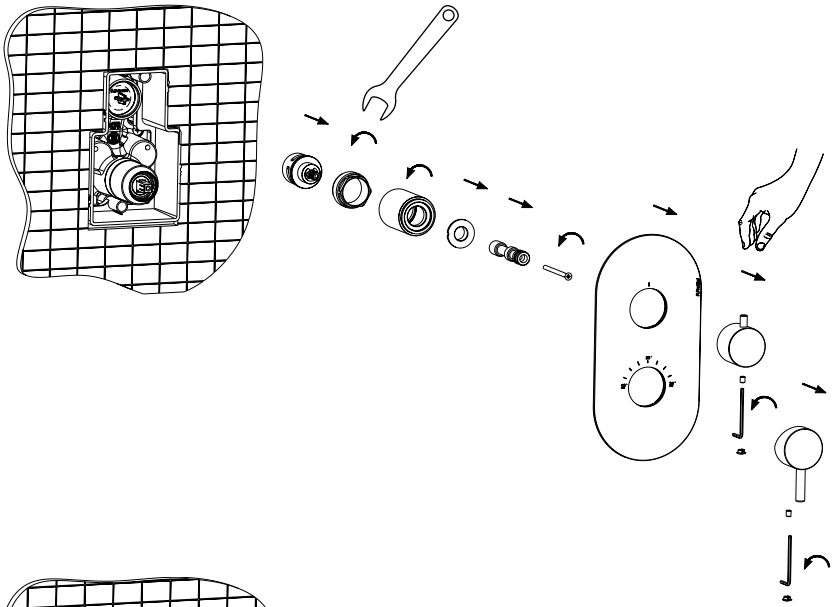

2

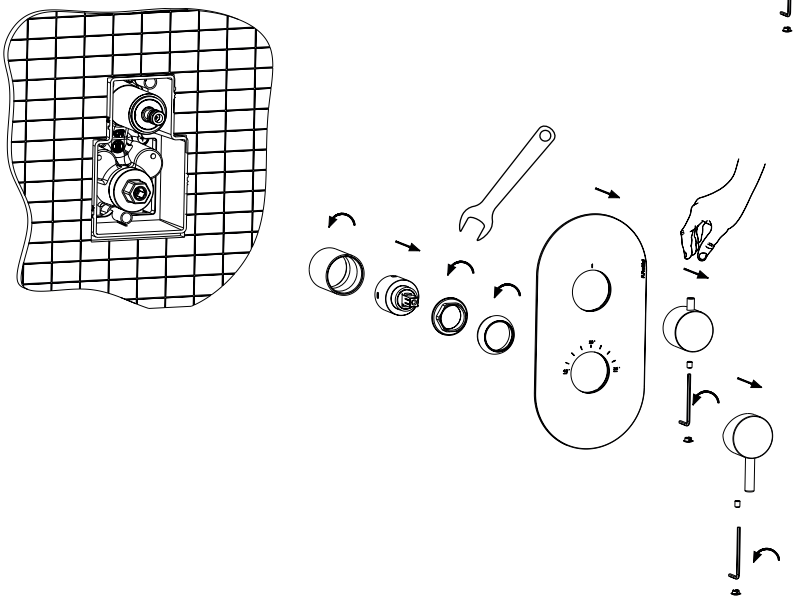

RACCOMANDAZIONE PER LA PULIZIA DEI PRODOTTI

Cleaning
Nettoyage
Limpieza
Reinigung

IT Per una pulizia regolare, usare un panno morbido, sapone e acqua. Asciugare con uno straccio asciutto. Evitare di usare detergenti o solventi che potrebbero danneggiare la superficie. I danni dovuti a un trattamento non conforme effettuato dall'utente non sono coperti dalla nostra garanzia.

EN Use soft cloth, soapy solution and water for regular care. Wipe with a dry cloth.
Avoid the use of abrasives or solvents, which damage the surface. Damage caused by inappropriate treatment by the user, is not covered by our guarantee.

FR Pour un entretien règulier, utiliser un chiffon doux, du savon et de l'eau. Essuyer avec un chiffon sec. Evitez d'utiliser des dètergents ou des solvants qui endommageraient cette surface. Les dommages rèsultant d'un traitement non conforme effectuè par l'utilisateur sont exclus de la garantie que nous offrons.

ES Para un mantenimiento periòdico usar un paño blando, jabòn y agua. Secar con un pano seco.
Evitar el uso de productos abrasivos o disolventes que dañen la superficie. Los daños causados por un manejo inadecuado del usuario no los cubre nuestra garantìa-

DE Zur regelmässigen Pflege weiches Tuch, Seifenlauge und Wasser verwenden. Mit trockenem Tuch abtrocknen. Vermeiden Sie den Einsatz von Scheuermitteln oder Losungsmitteln, die die Oberfläche beschädigen. Schäden, die durch unsachgemässe Behandlung durch den Benutzer entstehen, entziehen sich unserer Garantieleistung

YES

NO

Frattini
RUBINETTI DAL 1958

DATI DI PORTATA
Flow rate
Debit de l'eau
Datos de portada
Durchflussmenge Daten

ART. XX013 - INCASSO TERMOSTATICO 1/2/3 VIE
ART. XX013 - BUILT-IN 1/2/3 WAYS THERMOSTATIC MIXER

PRESSIONE - Bar PRESSURE - Bar	PORTATA L/Min - MISCELATA FLOW RATE (L/MIN) - MIXED 38°C
0,5	9
1	12,3
1,5	15,2
2	17,5
3	19,4
4	25
5	27,7

#ECOGREEN

Come smaltire gli imballaggi

How to dispose of packaging

SCATOLONE IN CARTONE ONDULATO | *CORRUGATED CARDBOARD BOX*	20 PAP	**CARTA** | *PAPER*
SCATOLONE IN CARTONE NON ONDULATO | *NON-CORRUGATED CARDBOARD BOX*	21 PAP	**CARTA** | *PAPER*
IMBALLAGGI IN CARTA | *PAPER PACKAGING*	22 PAP	**CARTA** | *PAPER*
FOGLIO ISTRUZIONI | *INSTRUCTIONS SHEET*	22 PAP	**CARTA** | *PAPER*
SACCHETTI PLURIBALL | *BUBBLE WRAP BAGS*	4 LDPE	**PLASTICA** | *PLASTIC*
SACCHETTI PLASTICA TRASPARENTE | *CLEAR PLASTIC BAGS*	4 LDPE	**PLASTICA** | *PLASTIC*
SACCHETTINI ARIA | *AIR CUSHIONS*	02 PE-HD	**PLASTICA** | *PLASTIC*
IMBALLI IN SPUGNA | *SPONGE PACKAGING*	7 OTHER	**INDIFFERENZIATO** | *GENERAL WASTE*
NASTRO ADESIVO | *DUCT TAPE*	05 PP	**INDIFFERENZIATO** | *GENERAL WASTE*
POLISTIROLO | *POLYSTYRENE*	6 PS	**INDIFFERENZIATO** | *GENERAL WASTE*
SACCHETTO COTONE | *COTTON BAG*	60 TEX	**INDIFFERENZIATO** | *GENERAL WASTE*
SACCHETTO TNT | *TNT BAG*	05 PP	**INDIFFERENZIATO** | *GENERAL WASTE*

***verifica le disposizioni del tuo comune**

**check local regulations for proper disposal*

D766B20137

Frattini®
RUBINETTI DAL 1958

Produttori di rubinetteria
Made in Italy da oltre 60 anni

Via Roma, 125 - 28017 San Maurizio d'Opaglio (NO) ITALY
tel. 0322 96127 - fax 0322 967272
www.frattini.it - info@frattini.it